

Socrative

Web-based Student Response System

How Do I Get Started?

1. Go to www.socrative.com and sign up for an account.
2. Once you receive your email confirmation, go to t.socrative.com and enter your email and password.
3. You will be given a room number that you will need to give to your students so they can login to your Socrative site.

How Do I Navigate the Site?

This is your Main Home Screen

These are your "On The Fly" Questions. You don't need to have a prepared quiz ready to use these options.

The screenshot shows the Socrative main home screen. At the top, there is a tip: "Tip: You need at least 2 devices to try Socrative. [Learn more](#)". Below this is a green banner with the text: "Try the New Features! Re-order questions when editing a quiz, randomize the order of student answer choices, and turn on/off immediate feedback for students. Reminder: Socrative is limited to 50 users per activity." The main content area is a list of options with right-pointing arrows:

- My room number: christie
- Active users in room: 0
- Multiple Choice: Ask a MC question, display results.
- True/False: Ask a T/F question, display results.
- Short Answer: Open-ended question, display responses.
- Start Quiz: Run a pre-made quiz.
- Exit Ticket: Get an end-of-class pulse-check.
- Space Race: Run a quiz as game.
- Manage Quizzes: Create, Edit, Delete Quizzes & Races.
- Clear room: Remove all users from room.
- My Profile: Change your personal settings.
- Feedback: Make Socrative better for you.
- Log out: Logout of your virtual room.

When you choose **Exit Ticket**, the students will join your room and will be given three questions... "1) How did I understand the material today?, 2) What is one thing I learned/need help with? and 3) Solve the Problem. Currently you cannot edit these.

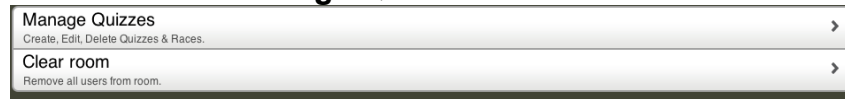
Space Race is a team option. Students work in teams, are assigned a spaceship, and for each correct answer, their spaceship moves one space closer to the finish line.

Socrative

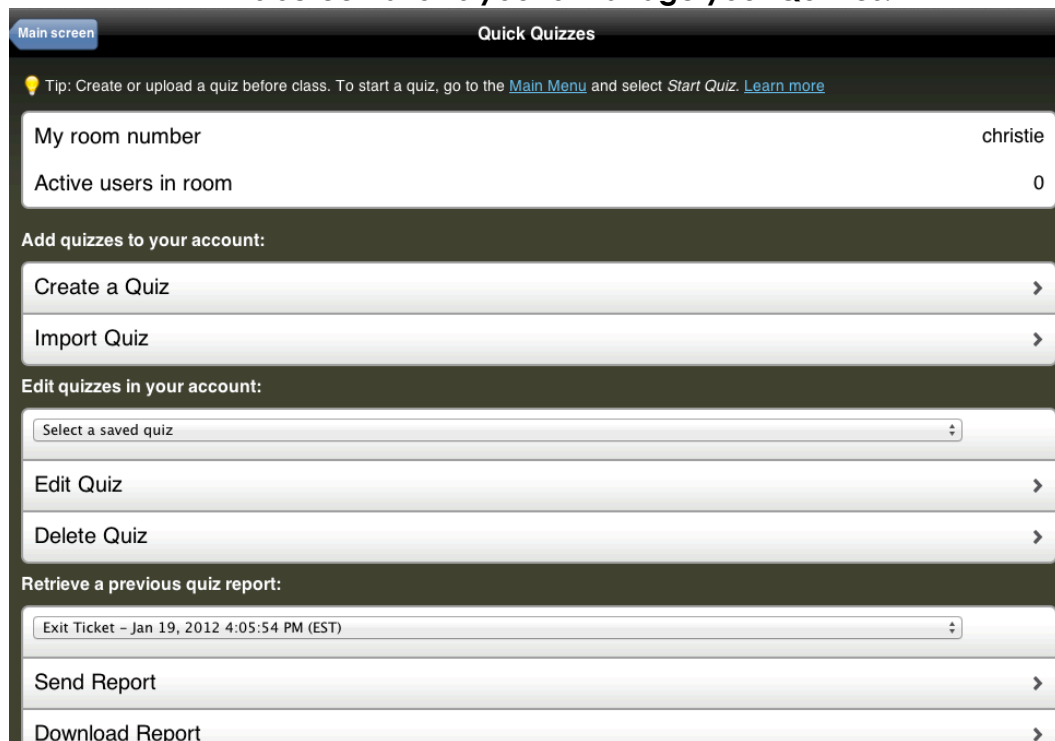
Web-based Student Response System

Manage Quizzes

Click on Manage Quizzes on the Main Home Screen to Create, Import, Edit or Delete Quizzes

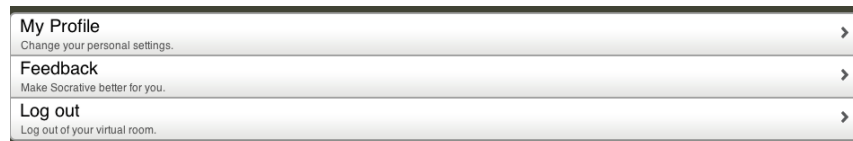


This Screen allows you to Manage your Quizzes.

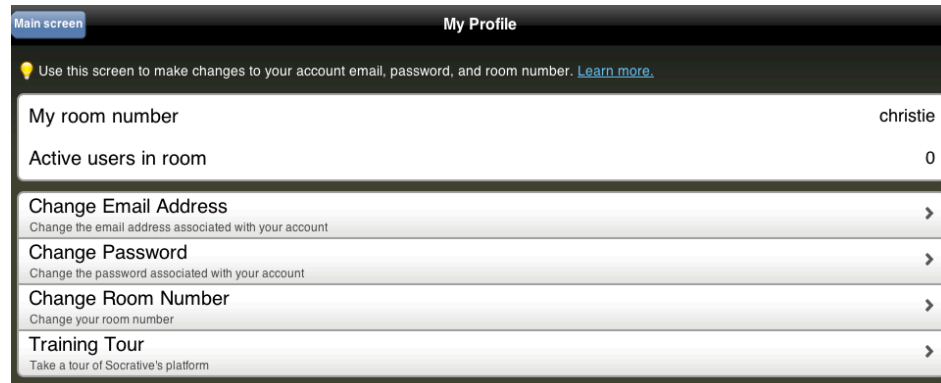


Profile

Click on Profile on the Main Home Screen to Change your Room Number, Update your account information, etc.



This Screen allows you to Manage your Profile.

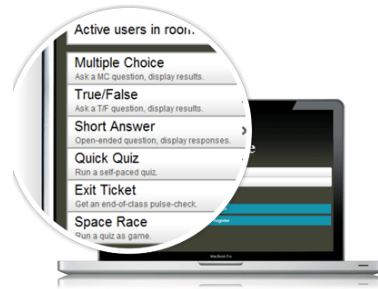


Socrative

Web-based Student Response System

Using Socrative “On The Fly”...

1. Pose a multiple choice, T/F question or short answer question orally, by writing it on the board, by placing it in your presentation slides, or even use a document camera to portray a worksheet, etc.
2. Tap “Multiple Choice”, T/F, or Short Answer and the students will be given options A through E.
3. The students choose their answer and you see a graph of the responses on your device.
4. You continue providing questions to the students in this manner. NOTE: The Short Answer question option allows students to view other student's answers and they can vote on the best answer.



How Do I Create and Save Quizzes?

1. Click on “Manage Quizzes” and “Create a Quiz”
2. Name the quiz.
3. Select the type of question you want: Multiple Choice or Short Answer.
4. For multiple choice, write the question, input up to 5 answers and place a check in front of the correct answer.
5. For short answer, simply write the question.
6. Select another question type, complete the question and repeat.
7. When you're finished adding questions, click "Save".
8. If you need to edit the quiz, the “Edit Quiz” option is located on the same screen.

How Do I Run a Quiz?

1. Return to the "Main Screen"
2. Select "Start Quiz"
3. Choose your Quiz from the *dropdown* menu
4. Select Student Paced or Teacher Paced - Student Paced allows the student
5. Choose whether you want to randomize answer choices
6. Choose whether to disable the student feedback option
7. Press "Start Quiz"

Socrative

Web-based Student Response System

How Do I Get My Kids to the Quiz?


1. Have your students open Safari
2. Go to m.socrative.com
3. On the screen that appears, enter the Room # provided by the teacher
4. Click on Join Room
5. A message will appear: "Waiting for teacher to start an activity..."
6. Note: Students can access and take the quiz using either a laptop, iPad (or other tablet), iPod, or SmartPhone.

What Will I see While Students are Taking the Quiz...

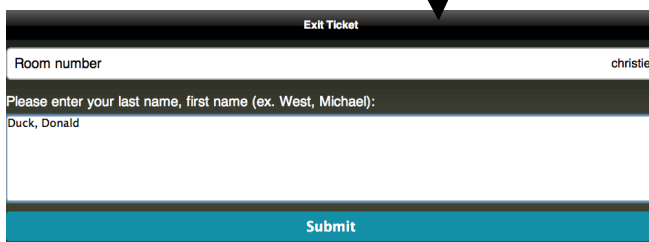
1. As the students respond, the teacher will be able to see their responses immediately (if they have enabled this feature).
2. Once all responses have been completed, the teacher will be given the option of having the responses emailed or downloaded. All multiple choice answers will be automatically tallied.
3. The responses will appear in an Excel spreadsheet.
4. Reminder: Once a teacher has created an account, the next time they want to login they will go to: t.socrative.com

What is this Exit Ticket?

The exit ticket is a "built in" form for students. There are three preset questions. To begin an exit ticket, all you do as the teacher is click on Exit Ticket. You don't have control over question pacing. The students will see the following on their screens, but NOTE... you won't see this.

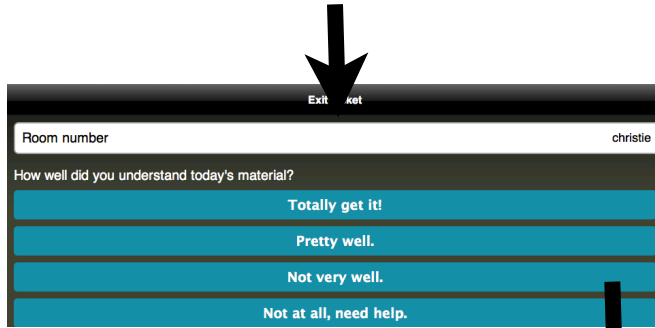


Students join room



Students Input name --
Last name first

Socrative Web-based Student Response System



Exit Ticket

Room number christie

How well did you understand today's material?

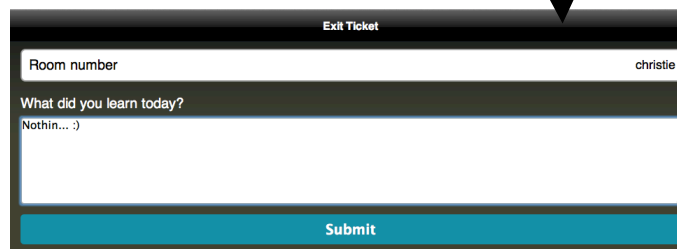
Totally get it!

Pretty well.

Not very well.

Not at all, need help.

Choose response to the question -- "How well did you understand today's material"?



Exit Ticket

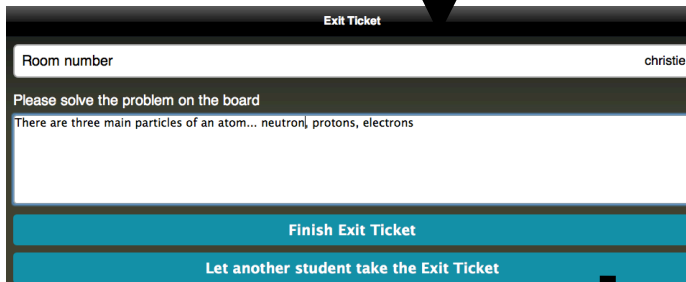
Room number christie

What did you learn today?

Nothin... :)

Submit

Respond with a short answer to "What did you learn today?" You could also have them respond and tell you what they need more help with.



Exit Ticket

Room number christie

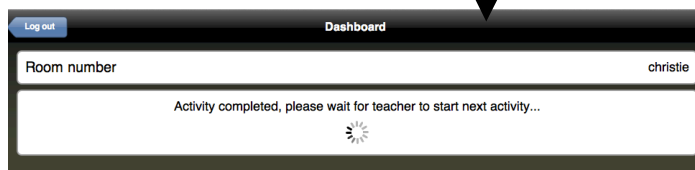
Please solve the problem on the board

There are three main particles of an atom... neutron, protons, electrons

Finish Exit Ticket

Let another student take the Exit Ticket

The last question asks students to answer the question on the board. You can verbally ask them a question, etc.



Dashboard

Log out

Room number christie

Activity completed, please wait for teacher to start next activity...

Students then submit their exit ticket.